

Overview


The FSA series is constructed of metallized polypropylene film and double-sided metallized film as electrodes with radial leads of tinned wires. The capacitor is encapsulated in plastic cases, sealed with epoxy resin.

Applications

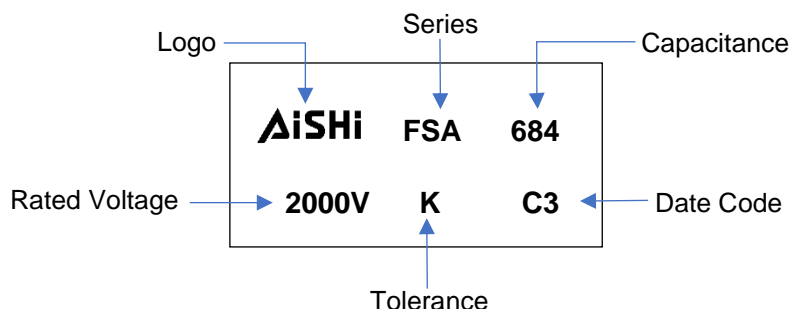
Widely used in monitors (S-correction and flyback tuning), ballasts and compact lamps, snubber and power supplies

Features

- High ripple current
- Self-healing property
- Low losses
- High contact reliability
- Suitable for high frequency applications
- Negative temperature coefficient of capacitance



Marking



Manufacturing Date Code

Year	Code	Month	Code
2018	A	Jan	1
2019	B	Feb	2
2020	C	Mar	3
2021	D	Apr	4
2022	E	May	5
2023	F	Jun	6

Year	Code	Month	Code
2024	G	Jul	7
2025	H	Aug	8
2026	J	Sep	9
2027	K	Oct	A
2028	L	Nov	N
2029	M	Dec	D

Part Number System

F	SA	3D	K	684	K42	2KL	5
Capacitor Type	Series	Voltage (VDC)	Tolerance	Capacitance (pF)	Size Code	Terminal Code	Lead Length Code
F = Film	DC Film, Double Sided Metallized PP Film	630=2L 1000=3K 1200=3B 1600=3W 2000=3D	J = ±5% K = ±10%	First two digits = significant figures. Third digit = Number of zeros.	Refer to Size Code Table	Refer to Terminal Code Table	Refer to Lead Length Code Table

Terminal Code

Digit One (Lead/Terminal Type)	Digit Two (Lead Space)	Digit Three (Lead Ipsilateral)
2 leads for long	L	10.0mm C
2 leads for straight cut	2	12.5mm D
2 leads for forming cut	E	15.0mm E
2 leads for taping forming	T	22.5mm F
2 leads for taping straight	V	27.5mm G
		37.5mm K

Lead Length Code

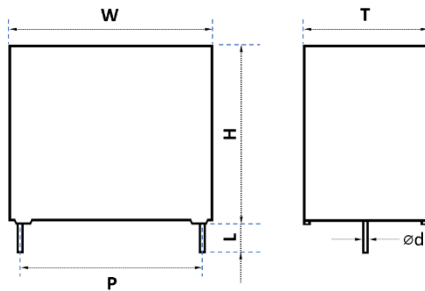
Lead Length	Code
3.2mm	1
3.5mm	2
3.0mm	3
4.0mm	4
5.0mm	5
Taping	T
N/A	N

Double Metallized Polypropylene Film Capacitors

FSA Series - 630 ~ 2000VDC (DC / Pulse and High Frequency Applications)



Dimension (mm)



Size Code Table (mm)

Size Code	Dimension						Pitch		Lead Wire	
	W	Tolerance	H	Tolerance	T	Tolerance	P	Tolerance	Ød	Tolerance
C13	13	0.5	11	0.5	5	0.5	10	0.5	0.6	0.05
C16	13	0.5	12	0.5	6	0.5	10	0.5	0.6	0.05
C24	13	0.5	13	0.5	7	0.5	10	0.5	0.6	0.05
E14	18	0.5	11	0.5	5	0.5	15	0.5	0.8	0.05
E17	18	0.5	12	0.5	6	0.5	15	0.5	0.8	0.05
E29	18	0.5	13.5	0.5	7.5	0.5	15	0.5	0.8	0.05
E34	18	0.5	14.5	0.5	8.5	0.5	15	0.5	0.8	0.05
E43	18	0.5	16	0.5	10	0.5	15	0.5	0.8	0.05
E47	18	0.5	19	0.5	11	0.5	15	0.5	0.8	0.05
F14	26	0.5	15.5	0.5	6	0.5	22.5	0.5	0.8	0.05
F17	26	0.5	16.5	0.5	7	0.5	22.5	0.5	0.8	0.05
F20	26	0.5	17	0.5	8.5	0.5	22.5	0.5	0.8	0.05
F24	26	0.5	19	0.5	10	0.5	22.5	0.5	0.8	0.05
F26	26	0.5	20	0.5	11	0.5	22.5	0.5	0.8	0.05
F27	26	0.5	22	0.5	12	0.5	22.5	0.5	0.8	0.05
G14	32	0.8	17	0.8	8	0.8	27.5	0.5	0.8	0.05
G15	32	0.8	18	0.8	9	0.8	27.5	0.5	0.8	0.05
G18	32	0.8	20	0.8	11	0.8	27.5	0.5	0.8	0.05
G21	32	0.8	22	0.8	13	0.8	27.5	0.5	0.8	0.05
G22	32	0.8	24.5	0.8	13	0.8	27.5	0.5	0.8	0.05
G26	32	0.8	28	0.8	14	0.8	27.5	0.5	0.8	0.05
G34	32	0.8	33	0.8	18	0.8	27.5	0.5	0.8	0.05
G40	32	0.8	37	0.8	22	0.8	27.5	0.5	0.8	0.05
K11	42	0.8	24	0.8	13	0.8	37.5	0.5	1.0	0.05
K17	42	0.8	28	0.8	17	0.8	37.5	0.5	1.0	0.05
K21	42	0.8	32	0.8	19	0.8	37.5	0.5	1.0	0.05
K24	42	0.8	40	0.8	20	0.8	37.5	0.5	1.0	0.05
K32	42	0.8	44	0.8	24	0.8	37.5	0.5	1.0	0.05
K42	42	0.8	45	0.8	30	0.8	37.5	0.5	1.0	0.05
K47	42	0.8	50	0.8	35	0.8	37.5	0.5	1.0	0.05
K85	42	0.8	22	0.8	11	0.8	37.5	0.5	1.0	0.05
K86	42	0.8	28.5	0.8	16	0.8	37.5	0.5	1.0	0.05

Double Metallized Polypropylene Film Capacitors

FSA Series - 630 ~ 2000VDC (DC / Pulse and High Frequency Applications)



Rating and Part Number

Vdc	Vac	Cap Value μF	Dimensions				Irms 100KHz 70°C	Peak Current A	ESR _{Typical} 100KHz mΩ	ESL nH	dv/dt V/us	Lead Wire mm	Part Number
			W mm	H mm	T mm	P mm							
630	400	0.0039	13	11	5	10	1.0	15.6	160.0	10.0	4000	0.6	FSA2LK392C132CL5
630	400	0.0047	13	11	5	10	1.2	18.8	135.0	10.0	4000	0.6	FSA2LK472C132CL5
630	400	0.0056	13	11	5	10	1.3	22.4	110.0	10.0	4000	0.6	FSA2LK562C132CL5
630	400	0.0068	13	11	5	10	1.4	27.2	93.0	10.0	4000	0.6	FSA2LK682C132CL5
630	400	0.0082	13	11	5	10	1.5	32.8	80.0	10.0	4000	0.6	FSA2LK822C132CL5
630	400	0.01	13	11	5	10	1.8	40.0	65.0	10.0	4000	0.6	FSA2LK103C132CL5
630	400	0.012	13	11	5	10	2.0	48.0	55.0	10.0	4000	0.6	FSA2LK123C132CL5
630	400	0.015	13	12	6	10	2.4	60.0	45.0	10.0	4000	0.6	FSA2LK153C162CL5
630	400	0.018	13	12	6	10	2.6	72.0	35.0	10.0	4000	0.6	FSA2LK183C162CL5
630	400	0.02	13	13	7	10	2.7	80.0	32.0	10.0	4000	0.6	FSA2LK203C242CL5
630	400	0.022	13	13	7	10	2.8	88.0	30.0	10.0	4000	0.6	FSA2LK223C242CL5
630	400	0.01	18	11	5	15	1.8	30.0	62.0	12.0	3000	0.8	FSA2LK103E142EL5
630	400	0.012	18	11	5	15	2.2	36.0	52.0	12.0	3000	0.8	FSA2LK123E142EL5
630	400	0.015	18	11	5	15	2.5	45.0	42.0	12.0	3000	0.8	FSA2LK153E142EL5
630	400	0.018	18	11	5	15	2.7	54.0	35.0	12.0	3000	0.8	FSA2LK183E142EL5
630	400	0.02	18	11	5	15	2.8	60.0	32.0	12.0	3000	0.8	FSA2LK203E142EL5
630	400	0.022	18	11	5	15	2.9	66.0	30.0	12.0	3000	0.8	FSA2LK223E142EL5
630	400	0.027	18	12	6	15	3.2	81.0	25.0	12.0	3000	0.8	FSA2LK273E172EL5
630	400	0.033	18	12	6	15	3.7	99.0	20.0	12.0	3000	0.8	FSA2LK333E172EL5
630	400	0.039	18	12	6	15	3.9	117.0	16.0	12.0	3000	0.8	FSA2LK393E172EL5
630	400	0.047	18	13.5	7.5	15	4.5	141.0	15.0	12.0	3000	0.8	FSA2LK473E292EL5
630	400	0.056	18	13.5	7.5	15	4.6	168.0	14.0	12.0	3000	0.8	FSA2LK563E292EL5
630	400	0.068	18	14.5	8.5	15	4.7	204.0	13.5	12.0	3000	0.8	FSA2LK683E342EL5
630	400	0.082	18	16	10	15	4.8	246.0	13.2	12.0	3000	0.8	FSA2LK823E432EL5
630	400	0.1	18	16	10	15	5.0	300.0	13.0	12.0	3000	0.8	FSA2LK104E432EL5
630	400	0.12	18	19	11	15	5.4	360.0	12.5	12.0	3000	0.8	FSA2LK124E472EL5
630	400	0.047	26	15.5	6	22.5	3.8	70.5	20.0	15.0	1500	0.8	FSA2LK473F142FL5
630	400	0.056	26	15.5	6	22.5	4.0	84.0	19.5	15.0	1500	0.8	FSA2LK563F142FL5
630	400	0.068	26	15.5	6	22.5	4.2	102.0	19.0	15.0	1500	0.8	FSA2LK683F142FL5
630	400	0.082	26	15.5	6	22.5	4.5	123.0	18.0	15.0	1500	0.8	FSA2LK823F142FL5
630	400	0.1	26	15.5	6	22.5	5.0	150.0	16.0	15.0	1500	0.8	FSA2LK104F142FL5
630	400	0.12	26	16.5	7	22.5	5.3	180.0	14.0	15.0	1500	0.8	FSA2LK124F172FL5
630	400	0.15	26	17	8.5	22.5	6.0	225.0	11.0	15.0	1500	0.8	FSA2LK154F202FL5
630	400	0.18	26	17	8.5	22.5	6.5	270.0	10.0	15.0	1500	0.8	FSA2LK184F202FL5
630	400	0.22	26	19	10	22.5	7.5	330.0	8.5	15.0	1500	0.8	FSA2LK224F242FL5
630	400	0.27	26	20	11	22.5	8.5	405.0	6.5	15.0	1500	0.8	FSA2LK274F262FL5
630	400	0.33	26	20	11	22.5	9.0	495.0	6.0	15.0	1500	0.8	FSA2LK334F262FL5
630	400	0.39	26	22	12	22.5	10.0	585.0	5.0	15.0	1500	0.8	FSA2LK394F272FL5
630	400	0.15	32	17	8	27.5	4.6	135.0	25.0	20.0	900	0.8	FSA2LK154G142GL5
630	400	0.18	32	17	8	27.5	4.8	162.0	22.0	20.0	900	0.8	FSA2LK184G142GL5
630	400	0.22	32	18	9	27.5	5.0	198.0	20.0	20.0	900	0.8	FSA2LK224G152GL5
630	400	0.27	32	20	11	27.5	5.5	243.0	17.5	20.0	900	0.8	FSA2LK274G182GL5
630	400	0.33	32	20	11	27.5	5.8	297.0	16.5	20.0	900	0.8	FSA2LK334G182GL5
630	400	0.39	32	20	11	27.5	6.0	351.0	16.0	20.0	900	0.8	FSA2LK394G182GL5
630	400	0.47	32	22	13	27.5	6.5	423.0	14.0	20.0	900	0.8	FSA2LK474G212GL5
630	400	0.56	32	22	13	27.5	7.0	504.0	12.0	20.0	900	0.8	FSA2LK564G212GL5
630	400	0.68	32	24.5	13	27.5	7.5	612.0	10.5	20.0	900	0.8	FSA2LK684G222GL5
630	400	0.82	32	28	14	27.5	8.5	738.0	9.0	20.0	900	0.8	FSA2LK824G262GL5
630	400	1	32	33	18	27.5	10.0	900.0	7.0	20.0	900	0.8	FSA2LK105G342GL5
630	400	1.2	32	33	18	27.5	13.0	1080.0	6.0	20.0	900	0.8	FSA2LK125G342GL5
630	400	1.5	32	37	22	27.5	15.0	1350.0	5.0	20.0	900	0.8	FSA2LK155G402GL5
630	400	1.8	32	37	22	27.5	16.0	1620.0	4.0	20.0	900	0.8	FSA2LK185G402GL5
630	400	0.33	42	22	11	37.5	6.8	165.0	13.0	25.0	500	1.0	FSA2LK334K852KL5
630	400	0.47	42	22	11	37.5	7.0	235.0	12.5	25.0	500	1.0	FSA2LK474K852KL5
630	400	0.56	42	22	11	37.5	7.5	280.0	11.0	25.0	500	1.0	FSA2LK564K852KL5
630	400	0.68	42	22	11	37.5	8.0	340.0	10.5	25.0	500	1.0	FSA2LK684K852KL5

Double Metallized Polypropylene Film Capacitors

FSA Series - 630 ~ 2000VDC (DC / Pulse and High Frequency Applications)



Rating and Part Number

Vdc	Vac	Cap Value μF	Dimensions				Irms 100KHz 70°C/CA	Peak Current A	ESR ^{Typical} 100KHZ mΩ	ESL nH	dv/dt V/us	Lead Wire mm	Part Number
			W mm	H mm	T mm	P mm							
630	400	0.82	42	28.5	16	37.5	8.0	410.0	10.5	25.0	500	1.0	FSA2LK824K862KL5
630	400	1.0	42	28.5	16	37.5	8.5	500.0	10.0	25.0	500	1.0	FSA2LK105K862KL5
630	400	1.5	42	28.5	16	37.5	9.5	750.0	9.0	25.0	500	1.0	FSA2LK155K862KL5
630	400	1.8	42	32	19	37.5	10.5	900.0	8.5	25.0	500	1.0	FSA2LK185K212KL5
630	400	2.2	42	40	20	37.5	11.5	1100.0	8.0	25.0	500	1.0	FSA2LK225K242KL5
630	400	2.7	42	40	20	37.5	13.0	1350.0	7.0	25.0	500	1.0	FSA2LK275K242KL5
630	400	3.3	42	44	24	37.5	14.0	1650.0	6.0	25.0	500	1.0	FSA2LK335K322KL5
630	400	3.9	42	45	30	37.5	15.0	1950.0	5.0	25.0	500	1.0	FSA2LK395K422KL5
630	400	4.7	42	50	35	37.5	16.0	2350.0	4.0	25.0	500	1.0	FSA2LK475K472KL5
1000	600	0.0039	13	11	5	10	1.0	25.4	160.0	10.0	6500	0.6	FSA3KK392C132CL5
1000	600	0.0047	13	11	5	10	1.2	30.6	135.0	10.0	6500	0.6	FSA3KK472C132CL5
1000	600	0.0056	13	12	6	10	1.3	36.4	110.0	10.0	6500	0.6	FSA3KK562C162CL5
1000	600	0.0068	13	12	6	10	1.4	44.2	93.0	10.0	6500	0.6	FSA3KK682C162CL5
1000	600	0.0082	18	11	5	15	1.5	28.7	80.0	10.0	3500	0.8	FSA3KK822E142EL5
1000	600	0.01	18	11	5	15	1.8	35.0	62.0	12.0	3500	0.8	FSA3KK103E142EL5
1000	600	0.012	18	11	5	15	2.2	42.0	52.0	12.0	3500	0.8	FSA3KK123E142EL5
1000	600	0.015	18	11	5	15	2.5	52.5	42.0	12.0	3500	0.8	FSA3KK153E142EL5
1000	600	0.018	18	11	5	15	2.7	63.0	35.0	12.0	3500	0.8	FSA3KK183E142EL5
1000	600	0.02	18	12	6	15	2.8	70.0	32.0	10.0	3500	0.8	FSA3KK203E172EL5
1000	600	0.022	18	12	6	15	3.0	77.0	29.0	10.0	3500	0.8	FSA3KK223E172EL5
1000	600	0.027	18	13.5	7.5	15	3.5	94.5	24.0	12.0	3500	0.8	FSA3KK273E292EL5
1000	600	0.033	18	13.5	7.5	15	4.0	115.5	19.0	12.0	3500	0.8	FSA3KK333E292EL5
1000	600	0.039	18	14.5	8.5	15	4.5	136.5	16.0	12.0	3500	0.8	FSA3KK393E342EL5
1000	600	0.047	18	14.5	8.5	15	4.9	164.5	14.0	12.0	3500	0.8	FSA3KK473E342EL5
1000	600	0.027	26	15.5	6	22.5	3.8	56.7	24.0	15.0	2100	0.8	FSA3KK273F142FL5
1000	600	0.033	26	15.5	6	22.5	4.3	69.3	19.0	15.0	2100	0.8	FSA3KK333F142FL5
1000	600	0.039	26	15.5	6	22.5	4.8	81.9	16.0	15.0	2100	0.8	FSA3KK393F142FL5
1000	600	0.047	26	16.5	7	22.5	5.0	98.7	15.0	15.0	2100	0.8	FSA3KK473F172FL5
1000	600	0.056	26	16.5	7	22.5	5.4	117.6	14.5	15.0	2100	0.8	FSA3KK563F172FL5
1000	600	0.068	26	17	8.5	22.5	5.6	142.8	14.0	15.0	2100	0.8	FSA3KK683F202FL5
1000	600	0.082	26	19	10	22.5	5.8	172.2	13.5	15.0	2100	0.8	FSA3KK823F242FL5
1000	600	0.1	26	19	10	22.5	6.0	210.0	13.0	15.0	2100	0.8	FSA3KK104F242FL5
1000	600	0.12	26	20	11	22.5	6.5	180.0	12.5	15.0	1500	0.8	FSA3KK124F262FL5
1000	600	0.15	26	22	12	22.5	7.0	225.0	11.0	15.0	1500	0.8	FSA3KK154F272FL5
1000	600	0.1	32	17	8	27.5	4.5	90.0	25.0	20.0	900	0.8	FSA3KK104G142GL5
1000	600	0.12	32	18	9	27.5	4.8	108.0	22.0	20.0	900	0.8	FSA3KK124G152GL5
1000	600	0.15	32	20	11	27.5	5.0	135.0	21.0	20.0	900	0.8	FSA3KK154G182GL5
1000	600	0.18	32	22	13	27.5	5.5	162.0	18.0	20.0	900	0.8	FSA3KK184G212GL5
1000	600	0.22	32	22	13	27.5	6.0	198.0	14.0	20.0	900	0.8	FSA3KK224G212GL5
1000	600	0.27	32	24.5	13	27.5	6.5	243.0	13.5	20.0	900	0.8	FSA3KK274G222GL5
1000	600	0.33	32	28	14	27.5	7.0	297.0	12.0	20.0	900	0.8	FSA3KK334G262GL5
1000	600	0.39	32	33	18	27.5	7.5	351.0	11.0	20.0	900	0.8	FSA3KK394G342GL5
1000	600	0.47	32	33	18	27.5	8.0	423.0	10.0	20.0	900	0.8	FSA3KK474G342GL5
1000	600	0.56	32	37	22	27.5	8.5	504.0	9.0	20.0	900	0.8	FSA3KK564G402GL5
1000	600	0.68	32	37	22	27.5	9.5	612.0	8.0	20.0	900	0.8	FSA3KK684G402GL5
1000	600	0.18	42	22	11	37.5	6.0	90.0	18.0	25.0	500	1.0	FSA3KK184K852KL5
1000	600	0.22	42	22	11	37.5	6.5	110.0	14.0	25.0	500	1.0	FSA3KK224K852KL5
1000	600	0.27	42	24	13	37.5	6.8	135.0	13.0	25.0	500	1.0	FSA3KK274K112KL5
1000	600	0.33	42	24	13	37.5	7.2	165.0	12.0	25.0	500	1.0	FSA3KK334K112KL5
1000	600	0.39	42	28	17	37.5	7.4	195.0	11.5	25.0	500	1.0	FSA3KK394K172KL5
1000	600	0.47	42	28	17	37.5	7.6	235.0	11.0	25.0	500	1.0	FSA3KK474K172KL5
1000	600	0.56	42	28	17	37.5	8.0	280.0	10.5	25.0	500	1.0	FSA3KK564K172KL5
1000	600	0.68	42	32	19	37.5	8.5	340.0	10.0	25.0	500	1.0	FSA3KK684K212KL5
1000	600	0.82	42	40	20	37.5	10.0	410.0	9.0	25.0	500	1.0	FSA3KK824K242KL5
1000	600	1.0	42	40	20	37.5	11.0	500.0	7.0	25.0	500	1.0	FSA3KK105K242KL5
1000	600	1.2	42	44	24	37.5	12.0	600.0	6.5	25.0	500	1.0	FSA3KK125K322KL5

Double Metallized Polypropylene Film Capacitors

FSA Series - 630 ~ 2000VDC (DC / Pulse and High Frequency Applications)



Rating and Part Number

Vdc	Vac	Cap Value μF	Dimensions				Irms 100KHz 70°C	Peak Current A	ESR _{Typical} 100KHz mΩ	ESL nH	dv/dt V/us	Lead Wire mm	Part Number
			W mm	H mm	T mm	P mm							
1000	600	1.5	42	44	24	37.5	13.0	750.0	6.0	25.0	500	1.0	FSA3KK155K322KL5
1000	600	1.8	42	45	30	37.5	15.0	900.0	5.0	25.0	500	1.0	FSA3KK185K422KL5
1000	600	2.2	42	45	30	37.5	16.0	1100.0	4.0	25.0	500	1.0	FSA3KK225K422KL5
1600	650	0.0033	18	11	5	15	1.1	19.8	190.0	12.0	6000	0.8	FSA3WK332E142EL5
1600	650	0.0047	18	11	5	15	1.3	28.2	165.0	12.0	6000	0.8	FSA3WK472E142EL5
1600	650	0.0056	18	11	5	15	1.4	33.6	120.0	12.0	6000	0.8	FSA3WK562E142EL5
1600	650	0.0068	18	11	5	15	1.6	40.8	100.0	12.0	6000	0.8	FSA3WK682E142EL5
1600	650	0.0082	18	11	5	15	1.8	49.2	95.0	12.0	6000	0.8	FSA3WK822E142EL5
1600	650	0.01	18	11	5	15	2.0	60.0	65.0	12.0	6000	0.8	FSA3WK103E142EL5
1600	650	0.012	18	12	6	15	2.3	72.0	50.0	12.0	6000	0.8	FSA3WK123E172EL5
1600	650	0.015	18	12	6	15	2.5	90.0	45.0	12.0	6000	0.8	FSA3WK153E172EL5
1600	650	0.018	18	13.5	7.5	15	3.0	108.0	35.0	12.0	6000	0.8	FSA3WK183E292EL5
1600	650	0.022	18	13.5	7.5	15	3.2	132.0	30.0	12.0	6000	0.8	FSA3WK223E292EL5
1600	650	0.027	18	14.5	8.5	15	3.8	162.0	25.0	12.0	6000	0.8	FSA3WK273E342EL5
1600	650	0.033	18	14.5	8.5	15	4.0	198.0	20.0	12.0	6000	0.8	FSA3WK333E342EL5
1600	650	0.015	26	15.5	6	22.5	2.8	45.0	40.0	15.0	3000	0.8	FSA3WK153F142FL5
1600	650	0.022	26	15.5	6	22.5	3.5	66.0	30.0	15.0	3000	0.8	FSA3WK223F142FL5
1600	650	0.033	26	15.5	6	22.5	4.0	99.0	20.0	15.0	3000	0.8	FSA3WK333F142FL5
1600	650	0.039	26	16.5	7	22.5	4.8	117.0	16.0	15.0	3000	0.8	FSA3WK393F172FL5
1600	650	0.047	26	16.5	7	22.5	5.2	141.0	15.0	15.0	3000	0.8	FSA3WK473F172FL5
1600	650	0.056	26	17	8.5	22.5	5.4	168.0	14.0	15.0	3000	0.8	FSA3WK563F202FL5
1600	650	0.068	26	19	10	22.5	5.8	204.0	13.0	15.0	3000	0.8	FSA3WK683F242FL5
1600	650	0.082	26	19	10	22.5	6.0	246.0	12.0	15.0	3000	0.8	FSA3WK823F242FL5
1600	650	0.1	26	20	11	22.5	6.5	300.0	11.0	15.0	3000	0.8	FSA3WK104F262FL5
1600	650	0.039	32	17	8	27.5	3.8	78.0	30.0	20.0	2000	0.8	FSA3WK393G142GL5
1600	650	0.047	32	17	8	27.5	4.0	94.0	29.0	20.0	2000	0.8	FSA3WK473G142GL5
1600	650	0.056	32	17	8	27.5	4.5	112.0	28.0	20.0	2000	0.8	FSA3WK563G142GL5
1600	650	0.068	32	18	9	27.5	5.0	136.0	24.0	20.0	2000	0.8	FSA3WK683G152GL5
1600	650	0.082	32	20	11	27.5	5.5	164.0	20.0	20.0	2000	0.8	FSA3WK823G182GL5
1600	650	0.1	32	22	13	27.5	6.0	200.0	18.0	20.0	2000	0.8	FSA3WK104G212GL5
1600	650	0.12	32	22	13	27.5	6.5	240.0	16.0	20.0	2000	0.8	FSA3WK124G212GL5
1600	650	0.15	32	24.5	13	27.5	7.0	300.0	14.0	20.0	2000	0.8	FSA3WK154G222GL5
1600	650	0.18	32	28	14	27.5	7.5	360.0	12.0	20.0	2000	0.8	FSA3WK184G262GL5
1600	650	0.22	32	33	18	27.5	8.5	440.0	10.0	20.0	2000	0.8	FSA3WK224G342GL5
1600	650	0.27	32	33	18	27.5	9.0	540.0	9.5	20.0	2000	0.8	FSA3WK274G342GL5
1600	650	0.33	32	33	18	27.5	10.0	660.0	8.0	20.0	2000	0.8	FSA3WK334G342GL5
1600	650	0.39	32	37	22	27.5	11.0	780.0	7.0	20.0	2000	0.8	FSA3WK394G402GL5
1600	650	0.47	32	37	22	27.5	12.0	940.0	6.0	20.0	2000	0.8	FSA3WK474G402GL5
1600	650	0.082	42	22	11	37.5	4.8	98.4	28.0	25.0	1200	1.0	FSA3WK823K852KL5
1600	650	0.1	42	22	11	37.5	5.0	120.0	24.0	25.0	1200	1.0	FSA3WK104K852KL5
1600	650	0.12	42	22	11	37.5	5.5	144.0	22.0	25.0	1200	1.0	FSA3WK124K852KL5
1600	650	0.15	42	22	11	37.5	5.8	180.0	20.0	25.0	1200	1.0	FSA3WK154K852KL5
1600	650	0.18	42	24	13	37.5	6.0	216.0	18.0	25.0	1200	1.0	FSA3WK184K112KL5
1600	650	0.22	42	24	13	37.5	6.2	264.0	17.0	25.0	1200	1.0	FSA3WK224K112KL5
1600	650	0.27	42	24	13	37.5	6.5	324.0	15.0	25.0	1200	1.0	FSA3WK274K112KL5
1600	650	0.33	42	28.5	16	37.5	6.8	396.0	14.0	25.0	1200	1.0	FSA3WK334K862KL5
1600	650	0.39	42	28.5	16	37.5	7.5	468.0	12.5	25.0	1200	1.0	FSA3WK394K862KL5
1600	650	0.47	42	32	19	37.5	8.0	564.0	12.0	25.0	1200	1.0	FSA3WK474K212KL5
1600	650	0.56	42	40	20	37.5	9.0	672.0	11.0	25.0	1200	1.0	FSA3WK564K242KL5
1600	650	0.68	42	40	20	37.5	9.5	816.0	10.5	25.0	1200	1.0	FSA3WK684K242KL5
1600	650	0.82	42	44	24	37.5	10.5	984.0	9.0	25.0	1200	1.0	FSA3WK824K322KL5
1600	650	1	42	44	24	37.5	12.0	1200.0	7.5	25.0	1200	1.0	FSA3WK105K322KL5
1600	650	1.2	42	45	30	37.5	14.0	1440.0	6.0	25.0	1200	1.0	FSA3WK125K422KL5
2000	700	0.001	18	11	5	15	0.5	9.5	630.0	12.0	9500	0.8	FSA3DK102E142EL5
2000	700	0.0012	18	11	5	15	0.6	11.4	500.0	12.0	9500	0.8	FSA3DK122E142EL5
2000	700	0.0015	18	11	5	15	0.7	14.3	420.0	12.0	9500	0.8	FSA3DK152E142EL5

Double Metallized Polypropylene Film Capacitors

FSA Series - 630 ~ 2000VDC (DC / Pulse and High Frequency Applications)



Rating and Part Number

Vdc	Vac	Cap Value μF	Dimensions				Irms 100KHz 70°C	Peak Current A	ESR _{Typical} 100KHz mΩ	ESL nH	dv/dt V/us	Lead Wire mm	Part Number
			W mm	H mm	T mm	P mm							
2000	700	0.0018	18	11	5	15	0.8	17.1	350.0	12.0	9500	0.8	FSA3DK182E142EL5
2000	700	0.0022	18	11	5	15	0.9	20.9	300.0	12.0	9500	0.8	FSA3DK222E142EL5
2000	700	0.0027	18	11	5	15	1.0	25.7	240.0	12.0	9500	0.8	FSA3DK272E142EL5
2000	700	0.0033	18	11	5	15	1.2	31.4	190.0	12.0	9500	0.8	FSA3DK332E142EL5
2000	700	0.0039	18	11	5	15	1.3	37.1	165.0	12.0	9500	0.8	FSA3DK392E142EL5
2000	700	0.0047	18	11	5	15	1.4	44.7	135.0	12.0	9500	0.8	FSA3DK472E142EL5
2000	700	0.0056	18	12	6	15	1.6	53.2	110.0	12.0	9500	0.8	FSA3DK562E172EL5
2000	700	0.0068	18	12	6	15	1.8	64.6	95.0	12.0	9500	0.8	FSA3DK682E172EL5
2000	700	0.0082	18	12	6	15	2.0	77.9	80.0	12.0	9500	0.8	FSA3DK822E172EL5
2000	700	0.01	18	13.5	7.5	15	2.5	95.0	65.0	12.0	9500	0.8	FSA3DK103E292EL5
2000	700	0.012	18	14.5	8.5	15	2.8	114.0	50.0	12.0	9500	0.8	FSA3DK123E342EL5
2000	700	0.015	18	14.5	8.5	15	3.0	142.5	45.0	12.0	9500	0.8	FSA3DK153E342EL5
2000	700	0.018	18	16	10	15	3.8	171.0	35.0	12.0	9500	0.8	FSA3DK183E432EL5
2000	700	0.001	26	15.5	6	22.5	0.6	4.5	550.0	15.0	4500	0.8	FSA3DK102F142FL5
2000	700	0.0012	26	15.5	6	22.5	0.7	5.4	450.0	15.0	4500	0.8	FSA3DK122F142FL5
2000	700	0.0015	26	15.5	6	22.5	0.8	6.8	360.0	15.0	4500	0.8	FSA3DK152F142FL5
2000	700	0.0018	26	15.5	6	22.5	0.9	8.1	300.0	15.0	4500	0.8	FSA3DK182F142FL5
2000	700	0.0022	26	15.5	6	22.5	1.0	9.9	250.0	15.0	4500	0.8	FSA3DK222F142FL5
2000	700	0.0027	26	15.5	6	22.5	1.2	12.2	230.0	15.0	4500	0.8	FSA3DK272F142FL5
2000	700	0.0033	26	15.5	6	22.5	1.2	14.9	200.0	15.0	4500	0.8	FSA3DK332F142FL5
2000	700	0.0039	26	15.5	6	22.5	1.4	17.6	180.0	15.0	4500	0.8	FSA3DK392F142FL5
2000	700	0.0047	26	15.5	6	22.5	1.6	21.2	140.0	15.0	4500	0.8	FSA3DK472F142FL5
2000	700	0.0056	26	15.5	6	22.5	1.8	25.2	120.0	15.0	4500	0.8	FSA3DK562F142FL5
2000	700	0.0068	26	15.5	6	22.5	2.0	30.6	95.0	15.0	4500	0.8	FSA3DK682F142FL5
2000	700	0.0082	26	15.5	6	22.5	2.2	36.9	75.0	15.0	4500	0.8	FSA3DK822F142FL5
2000	700	0.01	26	15.5	6	22.5	2.3	45.0	65.0	15.0	4500	0.8	FSA3DK103F142FL5
2000	700	0.012	26	15.5	6	22.5	2.5	54.0	60.0	15.0	4500	0.8	FSA3DK123F142FL5
2000	700	0.015	26	15.5	6	22.5	2.8	67.5	45.0	15.0	4500	0.8	FSA3DK153F142FL5
2000	700	0.018	26	15.5	6	22.5	3.2	81.0	35.0	15.0	4500	0.8	FSA3DK183F142FL5
2000	700	0.022	26	16.5	7	22.5	4.0	99.0	26.0	15.0	4500	0.8	FSA3DK223F172FL5
2000	700	0.027	26	16.5	7	22.5	4.5	121.5	20.0	15.0	4500	0.8	FSA3DK273F172FL5
2000	700	0.033	26	17	8.5	22.5	5.2	148.5	18.0	15.0	4500	0.8	FSA3DK333F202FL5
2000	700	0.039	26	19	10	22.5	5.8	175.5	15.0	15.0	4500	0.8	FSA3DK393F242FL5
2000	700	0.047	26	19	10	22.5	6.0	211.5	13.0	15.0	4500	0.8	FSA3DK473F242FL5
2000	700	0.056	26	20	11	22.5	6.5	252.0	12.0	15.0	4500	0.8	FSA3DK563F262FL5
2000	700	0.022	32	17	8	27.5	3.0	55.0	45.0	20.0	2500	0.8	FSA3DK223G142GL5
2000	700	0.027	32	17	8	27.5	3.5	67.5	40.0	20.0	2500	0.8	FSA3DK273G142GL5
2000	700	0.033	32	18	9	27.5	4.0	82.5	35.0	20.0	2500	0.8	FSA3DK333G152GL5
2000	700	0.039	32	20	11	27.5	4.5	97.5	28.0	20.0	2500	0.8	FSA3DK393G182GL5
2000	700	0.047	32	20	11	27.5	4.8	117.5	25.0	20.0	2500	0.8	FSA3DK473G182GL5
2000	700	0.056	32	22	13	27.5	5.0	140.0	24.0	20.0	2500	0.8	FSA3DK563G212GL5
2000	700	0.068	32	22	13	27.5	5.5	170.0	22.0	20.0	2500	0.8	FSA3DK683G212GL5
2000	700	0.082	32	24.5	13	27.5	6.0	205.0	20.0	20.0	2500	0.8	FSA3DK823G222GL5
2000	700	0.1	32	28	14	27.5	6.5	250.0	18.0	20.0	2500	0.8	FSA3DK104G262GL5
2000	700	0.12	32	33	18	27.5	7.0	300.0	16.0	20.0	2500	0.8	FSA3DK124G342GL5
2000	700	0.15	32	33	18	27.5	7.5	375.0	14.0	20.0	2500	0.8	FSA3DK154G342GL5
2000	700	0.18	32	37	22	27.5	8.0	450.0	12.0	20.0	2500	0.8	FSA3DK184G402GL5
2000	700	0.22	32	37	22	27.5	8.5	550.0	10.0	20.0	2500	0.8	FSA3DK224G402GL5
2000	700	0.033	42	22	11	37.5	4.0	49.5	35.0	25.0	1500	1.0	FSA3DK333K852KL5
2000	700	0.039	42	22	11	37.5	4.5	58.5	28.0	25.0	1500	1.0	FSA3DK393K852KL5
2000	700	0.047	42	22	11	37.5	4.8	70.5	26.0	25.0	1500	1.0	FSA3DK473K852KL5
2000	700	0.056	42	22	11	37.5	5.0	84.0	24.0	25.0	1500	1.0	FSA3DK563K852KL5
2000	700	0.068	42	22	11	37.5	5.4	102.0	23.0	25.0	1500	1.0	FSA3DK683K852KL5
2000	700	0.082	42	22	11	37.5	5.8	123.0	22.0	25.0	1500	1.0	FSA3DK823K852KL5
2000	700	0.1	42	24	13	37.5	6.5	150.0	18.0	25.0	1500	1.0	FSA3DK104K112KL5
2000	700	0.12	42	24	13	37.5	7.0	180.0	16.0	25.0	1500	1.0	FSA3DK124K112KL5

Double Metallized Polypropylene Film Capacitors

FSA Series - 630 ~ 2000VDC (DC / Pulse and High Frequency Applications)




Rating and Part Number

Vdc	Vac	Cap Value μF	Dimensions				I _{rms} 100KHz 70°C	Peak Current A	ESR _{Typical} 100KHZ mΩ	ESL nH	dv/dt V/us	Lead Wire mm	Part Number
			W mm	H mm	T mm	P mm							
2000	700	0.15	42	28.5	16	37.5	7.5	225.0	15.0	25.0	1500	1.0	FSA3DK154K862KL5
2000	700	0.18	42	28.5	16	37.5	8.0	270.0	14.0	25.0	1500	1.0	FSA3DK184K862KL5
2000	700	0.22	42	32	19	37.5	8.5	330.0	12.0	25.0	1500	1.0	FSA3DK224K212KL5
2000	700	0.27	42	40	20	37.5	9.0	405.0	11.0	25.0	1500	1.0	FSA3DK274K242KL5
2000	700	0.33	42	40	20	37.5	9.5	495.0	10.5	25.0	1500	1.0	FSA3DK334K242KL5
2000	700	0.39	42	44	24	37.5	10.0	585.0	9.5	25.0	1500	1.0	FSA3DK394K322KL5
2000	700	0.47	42	44	24	37.5	10.5	705.0	9.0	25.0	1500	1.0	FSA3DK474K322KL5
2000	700	0.56	42	45	30	37.5	12.0	840.0	7.5	25.0	1500	1.0	FSA3DK564K422KL5
2000	700	0.68	42	45	30	37.5	14.0	1020.0	6.0	25.0	1500	1.0	FSA3DK684K422KL5

General Technical Data

Applications	DC / Pulse and High Frequency Applications
Dielectric	Double Metallized Polypropylene Film
Reference Standard	IEC 60384-16
Climatic Category	40/105/56 IEC 60068-1
Operating Temperature Range	-40°C ~ +105°C (85°C ~105°C, decreasing factor 1.25% per °C for Rated Voltage)
Protection	Solvent resistant plastic case UL94 V-0 Thermosetting resin sealing UL 94 V-0 compliant
Installation	Any position
Packaging	Packed in cardboard boxes with protection for the terminals
Storage Conditions	Storage time: ≤24months from the date marked on the label package Average relative humidity per year ≤70% RH≤85% for 30 days randomly distributed throughout the year Dew is absent Temperature: -40°C ~ +85°C
Storage Life	Product that passed less than 2 years from production, No need reconfirmation
RoHS Compliance	Compliant with the restricted substance requirement of Directive 2011/65/EU
Flame Retardant Grade	Flame retardant performance accords with horizontal combustion grade HB and vertical combustion grade V-0.

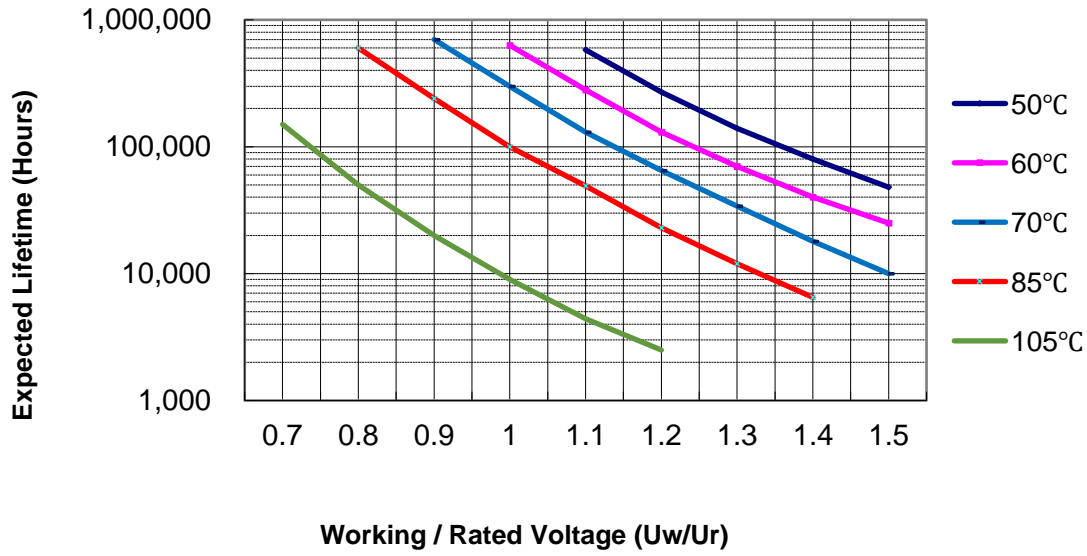
Construction

Metallized Film	OPP & Al
Metal Sprayed	Sn/Zn Alloy
Connection Electrode	Tin-plated Copper Wire
Plastic Case	Plastic Case (UL94V-0)
Filling	Epoxy Resin (UL94V-0)
Film Construction	Internal Series Construction 

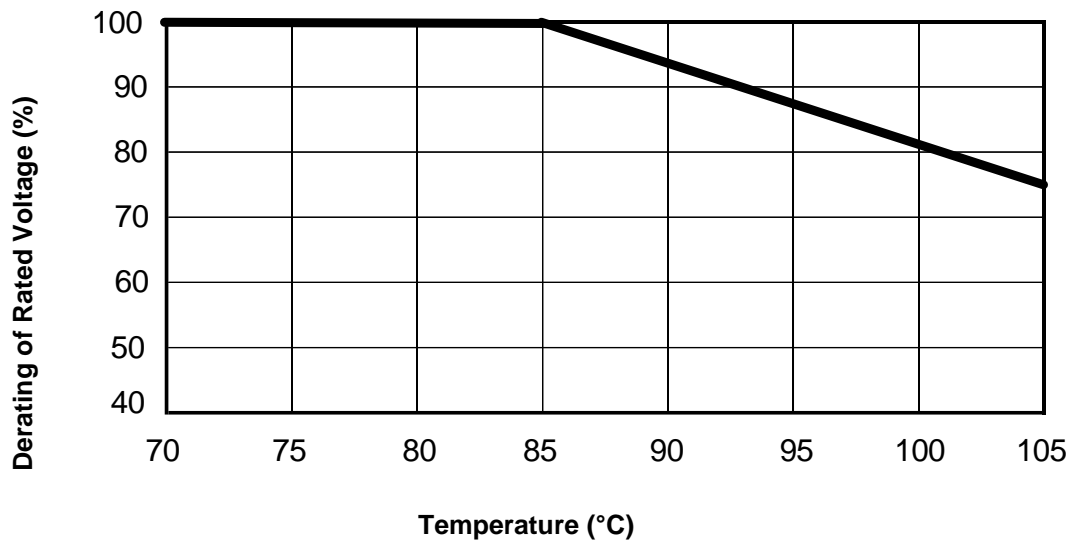
Electrical Characteristics

Voltage Range	630Vdc ~ 2000Vdc
Capacitance Range	0.001uF ~ 4.7uF
Capacitance Tolerance	±5% or ±10% at +25°C
Capacitance	Measuring Frequency at 1kHz Measuring Voltage: 1±0.2V
Standard Atmospheric Conditions for Static Test	<p>Ambient temperature 15°C to 35°C (If there is any doubt on the results, the measurements shall be made at +20 +/- 5°C)</p> <p>Relative humidity 45% to 75% (If there is any doubt on the results, the measurements shall be made at 60% to 70 %.)</p> <p>Air pressure 86 kPa to 106 kPa.</p>
Voltage Between Terminals U_{TT}	1.5 x V_R VDC for 60 seconds (between terminations) @ +25°C ±5°C
Voltage Between Terminals and Case U_{TC}	2000VAC, 60s (at+25+/-2°C)
Dielectric Dissipation Factor $Tg\delta_0$	≤2×10 ⁻⁴
Dissipation factor	0.0010 (25°C, 1KHz)
Insulation Resistance	R between leads, for C ≤ 0.33 μF at 100 V; 1 min > 100 000 MΩ RC between leads, for C > 0.33 μF at 100 V; 1 min > 30 000 MΩ*μF
Self-Inductance	<1nH per mm of lead spacing
Hot-Spot	≤85°C
Life Expectancy	100,000 hours (UR, Θhotspot=85°C)
Failure Rate	100 Fit
Max. Altitude	2000 m
Overvoltage	Maximum duration within one day
Apply 110% of rated voltage	30% of on-load duration
Apply 115% of rated voltage	30 mins
Apply 120% of rated voltage	5 mins
Apply 130% of rated voltage	1 min

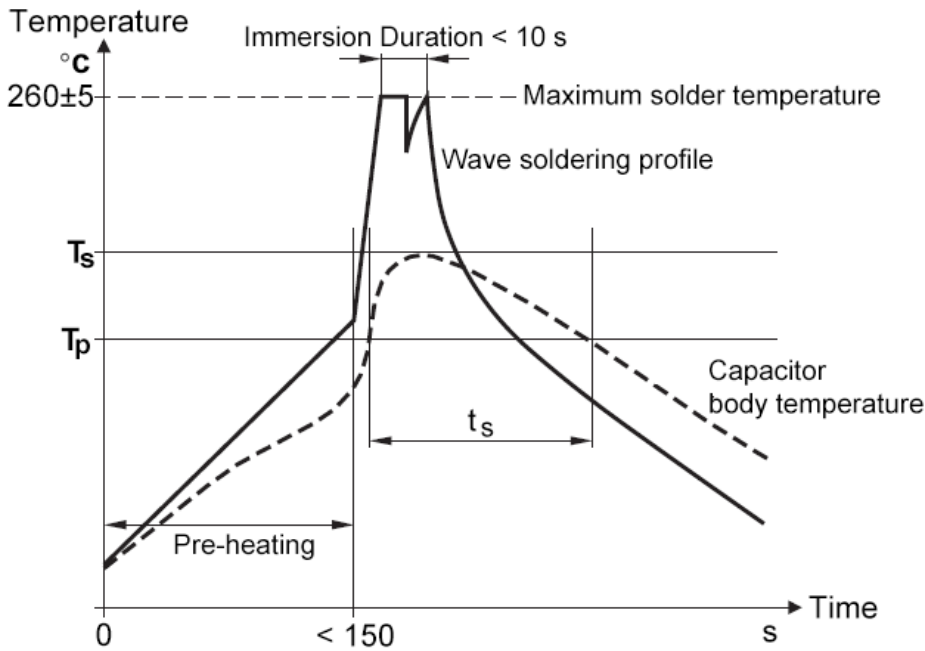
Expected Life Curve



Derating of Rated Voltage Vs Temperature



Wave Soldering Recommendations



Ts: Capacitor body maximum temperature at wave soldering
 Tp: Capacitor body maximum temperature at pre-heating

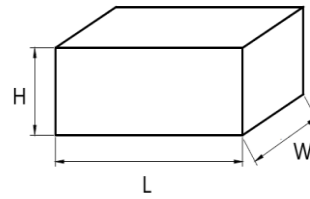
Polypropylene Capacitors	Polyester Capacitors
During pre-heating: $T_p \leq 110^\circ\text{C}$ During soldering: $T_s \leq 120^\circ\text{C}$, $t_s \leq 60$	During pre-heating: $T_p \leq 130^\circ\text{C}$ During soldering: $T_s \leq 160^\circ\text{C}$, $t_s \leq 60\text{s}$

Double Metallized Polypropylene Film Capacitors

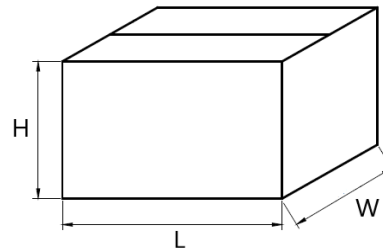
FSA Series - 630 ~ 2000VDC (DC / Pulse and High Frequency Applications)

Packaging Information

Inner Box Specifications (Dimensions)			
Box #	L ±3mm	W±3mm	H ±3mm
# 1	331	331	25
# 2	331	331	35
# 3	331	331	50
# 4	331	331	80
# 5	350	170	35
# 6	350	170	50
# 7	350	170	80



Outer Box Specifications (Dimensions)			
Box #	L ±5mm	W±5mm	H ±5mm
# 1	350	340	265
# 2	370	360	350



Packaging Quantity

Pitch	Size Code	Dimension			Packaging Quantity		
		W	H	T	Long Leads	Short Leads	Ammo Pack
10	C13	13	11	5	1,200	1,488	680
	C16	13	12	6	1,200	1,224	560
	C24	13	13	7	1,200	1,056	480
15	E14	18	11	5	800	1,054	680
	E17	18	12	6	800	867	560
	E29	18	13.5	7.5	800	697	450
	E34	18	14.5	8.5	600	612	390
	E43	18	16	10	600	527	340
22.5	E47	18	19	11	600	476	300
	F14	26	15.5	6	612	612	350
	F17	26	16.5	7	528	528	300
	F20	26	17	8.5	432	432	250
	F24	26	19	10	372	372	210
27.5	F26	26	20	11	336	336	190
	F27	26	22	12	300	300	170
	G14	32	17	8	380	380	
	G15	32	18	9	340	340	
	G18	32	20	11	280	280	
	G21	32	22	13	230	230	
	G22	32	24.5	13	230	230	
37.5	G26	32	28	14	220	220	
	G34	32	33	18	170	170	
	G40	32	37	22	140	140	
	K11	42	24	13	161	161	
	K17	42	28	17	126	126	
37.5	K21	42	32	19	112	112	
	K24	42	40	20	105	105	
	K32	42	44	24	91	91	
	K42	42	45	30	70	70	
	K47	42	50	35	63	63	
	K85	42	22	11	196	196	
	K86	42	28.5	16	133	133	

Cautions and Warnings

- Don't exceed the upper category temperature.
- For longtime storage, maximum relative humidity 80%, no dew allowed on the capacitor.
- Do not use or store capacitor in corrosive atmosphere, in the dusty environment's regular maintenance and cleaning especially of the terminals is required to avoid conductive path between terminal / or terminal and ground.
- Don't apply any mechanical stress to the capacitor terminals, and avoid any compressive, tensile or flexural stress.
- Don't move the capacitor after fixed to the PC board, and don't pick up the PC board by the fixed capacitor.
- Don't place the capacitor on a PC board whose holes pitch differs from the specified space.
- Avoid overload of the capacitors
- Do not have unlimited service life expectancy, the max service life expectancy may vary depending on the application the capacitor is used in.

Disclaimer

All product, product specifications and data in this datasheet are subject to change without notice to improve reliability, function or design or otherwise. The customer is responsible for checking and verifying the extent to which the Information contained in this publication is applicable to an order at the time the order is placed. All Information given herein is believed to be accurate and reliable, but it is presented without guarantee, warranty, or responsibility of any kind, expressed or implied.

In individual cases, a malfunction of electronic components or failure before the end of their usual service life cannot be completely ruled out in the current state of the art, even if they are operated as specified. In customer application requiring a very high level of operational safety and especially in customer applications in which the malfunction or failure of an electronic component could endanger human life or health (e.g. in accident prevention or lifesaving systems), it must therefore be ensured by means of suitable design of the customer application or other action taken by the customer (e.g. installation of protective circuitry or redundancy) that no injury or damage is sustained by third parties in the event of malfunction or failure of an electronic component.

We continue efforts to improve our products. Therefore, the products described in this publication may change from time to time. The same is true of the corresponding product specifications. Please check therefore to what extent product descriptions and specifications contained in this publication are still applicable before or when you place an order. We also reserve the right to discontinue production and delivery of products. Consequently, we cannot guarantee that all products named in this publication will always be available.

No license, express or implied, by estoppel or otherwise, to any intellectual property rights is granted by this document or by any conduct of Aishi. Product names and markings noted herein may be trademarks of their respective owners.